












**1. Are you a Brecksville Resident?**

		Response Percent	Response Count
Yes		98.1%	663
No		1.9%	13
answered question			676
skipped question			7







**2. Choose the age group that applies to you. You must be 18 years or older to participate.**

		Response Percent	Response Count
18-24		0.4%	3
25-30		2.8%	19
31-36		10.2%	69
37-45		32.3%	218
46-55		32.4%	219
56-65		14.4%	97
66 and over		7.4%	50
answered question			675
skipped question			8





















### 3. Are you male or female?

		Response Percent	Response Count
Male		39.8%	270
Female		60.2%	408
answered question			678
skipped question			5

### 4. Please check the boxes that represent the ages of any children that live in your household.

		Response Percent	Response Count
No Children		31.7%	210
Under 5		19.2%	127
5-7		19.5%	129
8-11		30.4%	201
12-14		24.0%	159
15-18		21.9%	145
answered question			662
skipped question			21

**5. What activities are you and your family currently participating in? Please check all that apply.**

		<b>Response Percent</b>	<b>Response Count</b>
Baseball/Softball- Recreation		35.0%	196
Baseball/Softball - Travel		8.6%	48
Basketball - Recreation		27.9%	156
Basketball - Travel		5.5%	31
Belugas Swim Team		12.7%	71
Field House - Open Gym Time		30.5%	171
Human Services Center		17.7%	99
<b>Indoor/Outdoor Pool - Open Swim</b>		<b>77.9%</b>	<b>436</b>
Lacrosse		5.0%	28
Soccer - Recreation		16.3%	91
Soccer - Travel		7.5%	42
Southern Hills Travel Football		11.8%	66
Summer Camp		11.4%	64
Swim Lessons		32.7%	183
Synchronized Swimming		0.9%	5
Tennis - Open Court Time		19.3%	108
Tennis - Lessons		12.0%	67
USA Swimming		7.1%	40
Water Exercise Classes		7.1%	40
Winter Camp		4.3%	24
<b>answered question</b>			<b>560</b>
<b>skipped question</b>			<b>123</b>

**6. To help us better develop the Blossom Hill Property, please rank how important the following items are to your family.**

	Least Important	Not Very Important	Neutral	Very Important	Most Important	Rating Average	Response Count
Additional Baseball/Softball Fields	24.8% (157)	20.4% (129)	<b>33.7%</b> <b>(213)</b>	15.3% (97)	5.7% (36)	2.57	632
Additional Soccer Fields	30.5% (191)	22.0% (138)	<b>32.7%</b> <b>(205)</b>	12.3% (77)	2.4% (15)	2.34	626
Cooperative Garden	23.5% (148)	14.3% (90)	<b>30.9%</b> <b>(195)</b>	22.8% (144)	8.6% (54)	2.79	631
Dog Park	<b>39.8%</b> <b>(253)</b>	11.5% (73)	19.1% (121)	17.3% (110)	12.3% (78)	2.51	635
Indoor Basketball Courts	24.2% (152)	16.4% (103)	<b>27.9%</b> <b>(175)</b>	22.9% (144)	8.6% (54)	2.75	628
Indoor Tennis Courts	27.0% (172)	16.8% (107)	<b>27.5%</b> <b>(175)</b>	20.4% (130)	8.2% (52)	2.66	636
Indoor Turf Soccer/Football Field	<b>34.3%</b> <b>(214)</b>	17.0% (106)	26.0% (162)	15.5% (97)	7.2% (45)	2.44	624
Indoor 200m Walking/Running Track	16.1% (103)	9.8% (63)	24.6% (158)	<b>31.8%</b> <b>(204)</b>	17.6% (113)	3.25	641
Outdoor Basketball Courts	22.4% (138)	16.4% (101)	<b>34.5%</b> <b>(212)</b>	21.3% (131)	5.4% (33)	2.71	615
Outdoor Family Waterpark/Lap Pool	12.5% (82)	3.7% (24)	9.0% (59)	17.4% (114)	<b>57.5%</b> <b>(377)</b>	4.04	656
Outdoor Tennis Courts	19.0% (117)	12.0% (74)	<b>36.1%</b> <b>(222)</b>	23.9% (147)	8.9% (55)	2.92	615
Playground	17.4% (110)	8.4% (53)	26.0% (164)	<b>30.1%</b> <b>(190)</b>	18.1% (114)	3.23	631
Walking Trails	12.5% (80)	4.5% (29)	12.1% (78)	<b>35.8%</b> <b>(230)</b>	35.0% (225)	3.76	642
Other Suggestions							150